



Living Seas

Shoreline Identification Guide

Marine animals and plants of Essex



ESSEX
Wildlife Trust



SAFETY

Marine Life

The shoreline is incredibly important and we must work together to protect the marine life found. This is also important when carrying out your surveys and can be done by following a few simple steps:

- Handle all marine life gently and carefully.
- If you turn over rocks or seaweed, remember to replace them as found.
- Do not remove anything (Except litter!) from the shore.
- Do not litter.

Yourself

Whilst surveying remember to conduct your survey safely. Sturdy, closed-toe footwear such as wellington boots and warm waterproof clothing are recommended as shores are often exposed. Notice where you are stepping; watch out for slippery seaweeds that may also cover rocks or dips in the sea bed. Any cuts resulting from falls or from touching sharp objects should be reported to and cared for by a first aider or doctor. Be wary if you are working at low tide as tides turn around quickly. Make sure you leave enough time to complete your survey and start moving back up the shore in good time. Be especially aware of any channels or low areas that may get filled by an incoming tide quicker than elsewhere. Avoid walking on soft muds that are easy to sink in to. Never walk alone; for safety always have someone with you to help out. Remember to wash your hands after every trip to the beach.





Common Whelk *Buccinum undatum*

Habitat – On sand and mud, both intertidal and subtidal.

Shell – Large Whelk up to 10cm high and 6cm broad; 7-8 well defined whorls; base whorl 70% of its height; whorls lined and ribbed; large, broadly oval aperture with smooth outer edge.

Colour – Pale brown.



Dogwhelk *Nucella lapillus*

Habitat – On rocky shores, in crevices and amongst Barnacles and Mussels (which it feeds on) in the middle shore region.

Shell – 3-6cm high and 2cm broad; broadly conical with spiral ridges; about five whorls marked with spiral lines; outer lip of aperture thick and toothed.

Colour – Variable; usually white, brown or yellow; with brown spiral banding.



Netted Dogwhelk *Hinia reticulata*

Habitat – Under stones and crevices, often muddy areas on the lower shore or shallow water.

Shell – 3cm high; conical, pointed, straight sided spire; patterned with a network of small squares, aperture small and oval.

Colour – Creamy brown.



American Sting Winkle *Urosalpinx cinerea*

Habitat – Lower shore to a depth of about 12m; feeding on bivalves especially oysters.

Shell – Tall and conical with a sharply pointed spire up to 4cm high and 2cm wide; rigid and ribbed whorls aperture pointed and open at the bottom.

Colour – Mainly grey, brown or yellow.



Edible Periwinkle *Littorina littorea*

Habitat – On rocks, stones and seaweeds on middle and lower shores.

Shell – Up to a maximum of 3-4cm high, sharply conical with a pointed apex; spiral ridges are more marked in the young giving a smooth appearance to older individuals, outer opening is dark or striped compared to the inner.

Colour – Grey, black, brown.



Flat Periwinkle *Littorina obtusata*

Habitat – On Seaweeds, especially brown such as Fucus, on mid to low tide levels.

Shell – Small, up to 1-3cm high, flattened spire and large teardrop shaped aperture, shell appears smooth.

Colour – Highly variable, brown, red, green, orange, yellow, banded, plain or chequered.



Rough Periwinkle *Littorina saxatilis*

Habitat – Upper and middle shores, often in crevices, also occurs on saltmarshes and on firm mudflats.

Shell – Plump shells up to 1-2cm high, each whorl has ridges and grooves making it rough to the touch, large rounded aperture that meets the bottom whorl at almost a right angle.

Colour – Variable, yellowish white, green, red/brown.




Grey Topshell *Gibbula cineraria*

Habitat – Under stone and seaweed on the lower shore and down to about 20m.

Shell – Small, bluntly conical shell, up to 2cm high, appears compressed with a smooth round profile, aperture hole on the underside of the whorls.

Colour – Grey to light yellow with darker narrow bands and stripes.



Flat/Purple Topshell *Gibbula umbilicalis*

Habitat – Intertidal; on rocks in the middle shore zone.

Shell – Compressed cone with slightly convex outline; up to 1.6cm high and 2.2cm broad; may be seven whorls but no noticeable steps between them; large round umbilicus in underside of shell.

Colour – Dull greenish grey with reddish-purple diagonal stripes broader than those of *G. cineraria*.



Common Cockle *Cerastoderma edule*

Habitat – Lower shore and downwards, sometimes subtidally; burrowing in mud, sand or gravel; often abundant in estuaries.

Shell – Solid, thick, oval; up to 5cm long; shell with 22-28 radiating ribs crossed with concentric ridges; edge cren-ulated all round corresponding with grooves.

Colour – Outer surface off-white, yellowish or brownish; interior white with brown marks.



Common Mussel *Mytilus edulis*

Habitat – Upper shore to shallow water; attached by fibrous threads to suitable substrata.

Shell – Triangular, teardrop shaped equal size and shaped valves up to 10cm long; smooth with concentric lines but no radiating ribs.

Colour – Deep bluish to purple, but sometimes brown; interior pearl-white with a purple or dark blue border.



Sand Gaper *Mya arenaria*

Habitat – Burrowing in mud or sand from lower shore down to 70m, and in estuaries.

Shell – Up to 12-15cm long; oval and marked by concentric lines; right valve more convex than left; shell gapes at posterior; shell hinge bears no teeth but left valve bears large spoon shaped projection.

Colour – White, dirty-white or fawn exterior with a light yellow periostracum; interior white.



Baltic Tellin *Macoma balthica*

Habitat – Intertidal; burrowing a few cm deep in mud and sand in shallow brackish water, especially estuaries and on tidal flats.

Shell – Plump, circular shell up to 2.5cm long; valves almost similar; posterior slightly tapered; outer shell with fine concentric marks.

Colour – Pink, purple, yellow or white; interior pink-purple; colour either uniform or in concentric bands.



Peppery Furrow Shell *Scrobicularia plana*

Habitat – Burrows up to 20cm deep in mud and sand between the tide marks.

Shell – Thin, light, oval flattened shell up to 6.5 cm long; valves similar with two cardinal teeth on left valve and one on the right; outer surface sculptured with fine concentric lines.

Colour – Outer surface white, pale grey or pale yellow; inner surface white.



Razor Shell *Ensis ensis*

Habitat – Burrowing in sand on extreme lower shore and in shallow water; live in permanent burrows indicated by keyhole-shaped openings on the surface.

Shell – Smooth, elongate, narrow, curved, fragile shell with valves gaping at both ends; up to 13cm long.

Colour – Whitish with vertical and horizontal reddish brown markings separated by a diagonal line; interior white with a purple tinge.



Native Oyster *Ostrea edulis*

Habitat – Lower shore down to about 80m and in commercial beds on firm bottoms of mud in estuaries and bays.

Shell – Oval/pear-shaped up to about 10cm long; rough, scaly surface; very thin periostracum; lower valve concave and fixed, upper is flat and sits inside lower.

Colour – Off-white, yellowish or cream with light brown or bluish concentric bands on upper valve.



Pacific Oyster *Crassostrea gigas*

Habitat – Lower shore down to about 80m, and in commercial beds on rocks and stones.

Shell – Elongate oval shell with crenulated shell margin; up to 18cm long; left valve deeply cupped with 6-7 bold ribs making the shell margin rough; right valve flat / slightly convex sits inside the left valve.

Colour – Exterior off-white to brown with streaks of purple; periostracum dirty brown; interior white-purple.



Common Limpet *Patella vulgata*

Habitat – On stones, rocks and in pools on upper and middle shore; less numerous around seaweed.

Shell – Tall, conical, often with blunt tip; irregular strongly ridged shell up to 6cm long with a squarish rear edge.

Colour – Exterior greenish blue or grey, greyish white or ashen, often with a yellow tint. Interior white, yellow or greenish-grey with a white-brown scar.



Slipper Limpet *Crepidula fornicata*

Habitat – Attached to stones and shells (mussels and oysters) on silty, mixed sediment from low water mark to 30m.

Shell – Oval shaped; smooth with irregular growth lines and up to 6cm long; form curved chains of up to 12 individuals with the largest at the bottom.

Colour – White, cream, yellow or pinkish with streaks and blotches of reddish brown.




White Piddock *Barnea candida*

Habitat – Burrows into wood, peat and soft rocks on lower shore and shallow sub-littoral.

Shell – Fragile, narrowly elongate and oval shell up to 6.5cm long; pronounced sculpturing anteriorly composed of concentric ridges crossed by radiating ribs with spines; rounded anterior and posterior margins.

Colour – White shell with yellowish or light brown periostracum.



Laver Spire Shell *Hydrobia ulvae*

Habitat – Middle shore down to 100m in muddy sand; in estuaries, saltmarshes and brackish water numbered in 1,000s per m; associated with seagrass beds.

Shell – Small spiralling shell with blunt apex and longitudinal ridges; pear shaped aperture with outer lip of opening more or less straight edged; up to 6mm.

Colour – Yellow-brown; the snail is clear grey and tentacles have a black rim near the tip.



Coat-of-Mail Shell *Lepidochitona cinereus*

Habitat – On rocks and under stones on the upper and lower shore.

Length – Broadly oval mantle composed of eight calcareous dorsal plates surrounded by a fleshy girdle up to 2.5cm long.

Dorsal plates – Slightly granular and variously coloured-olive-grey-dull red.

Fleshy edge – Red-brown-green with minute granules.



Common Shore Crab *Carcinus maenas*

Habitat – Found on all types of shore, from high water to 60m, but predominantly a shore and shallow water species especially abundant in saltmarshes and estuaries.

Description – Carapace broader than it is long; up to 6cm long and 8cm across; front of carapace is serrated with five sharp teeth on either side of the eyes.

Colour – Carapace brown, olive or dark green above, often patterned or with mottling; green-yellow below.



Edible Crab *Cancer pagarus*

Habitat – From lower shore down to about 100m, usually among rocks and often hidden in crevices.

Description – Heavy, oval shaped carapace typically up to 15 cm wide (25cm max); carapace lightly granulated and slightly domed; nine rounded lobes on each side give the animal its distinctive 'pie-crust' edge.

Colour – Carapace reddish-brown or pinky-brown; pincers tipped with black.



Hermit Crab *Pagarus bernhardus*

Habitat – Sand or mixed sediment grounds and rocky areas from mean tide level down to 140m.

Description – Occupies any suitable shell, usually a whelk for larger crabs and netted dog whelk or Littorina shells for smaller animals; crab up to 10cm long; carapace up to 4cm with sharp pointed rostrum between the eyes.

Colour – Carapace grey-red; pincers red-brown.



Mud Shrimp *Corophium volutator*

Habitat – Occupies semi-permanent U-shaped burrows midshore in fine sediments of mud flats, estuaries and saltmarshes.

Description – Long slender body up to 11mm long; clearly segmented dorso-ventrally flattened body; small head with two pairs of forward pointing antennae; longer thicker second pair almost as long as the body.

Colour – Whitish with brown markings.



Acorn Barnacle *Semibalanus balanoides*

Habitat – On rocks from mid shore downwards; may extend into lower reaches of estuaries.

Description – Symmetrical barnacle with six calcified, grooved, shell wall plates arranged as a cone; shape varies according to habitat from low colonial to tall columnar in crowded populations; diamond shaped aperture; one terminal plate appears narrow.

Colour – Usually dirty white; or cream to grey-brown.



Dahlia Anemone *Urticina felina*

Habitat – On hard substrates (rocks, boulders, pebbles, shells) in crevices on lower shore; in pools and shallow water.

Description – Short, broad anemone firmly attached to its substratum by a thick muscular base; large warty column up to 10cm when fully expanded; characteristically with pieces of shell and gravel attached.

Colour – Variable; body grey, blue or green with red bands/ patches. Tentacles translucent.



Sea Anemone *Sagartia troglodytes*

Habitat – On the shore or in shallow water down to 50m; attached to a stone or shell; buried in mud, sand or gravel.

Description – Up to 12cm high; base up to 50cm wide; up to 200 short tentacles; where visible column has inconspicuous suckers, usually with gravel attached.

Colour – Variable; disk and tentacles plain / banded; column dull greenish, yellowish, whitish or buff with pale stripes at base.



Moon (common) Jellyfish *Aurelia aurita*

Habitat – Pelagic species but may be found washed up on the shore.

Description – Smooth, flattened, saucer shaped bell; up to 25cm in diameter, but can reach 40cm; fringe of hollow tentacles around the edge of the bell ringed by stinging cells; four conspicuous purple-violet reproductive organs form a horse shoe or near circle shape in the centre.

Colour – Transparent, tinged blue-white.



Common Sea Squirt *Ciona intestinalis*

Habitat – Attached by its narrow base, it often grows in dense, unfused aggregations on rocks, piers and piles as well as on seaweeds from the lower shore down to 500m; often found washed up on the strandline.

Description – Sessile, solitary sea squirt easily identified by its elongate, soft body up to about 15cm long, but more typically 5-8cm, and by its two lobed siphons.

Colour – Transparent with yellow-green hues; edges of siphons are yellow with orange/red pigment spots.



Star Ascidian *Botryllus schlosseri*

Habitat – Encrusting stones, rocks and seaweeds and sometimes hydroids and other ascidians; found mainly on the lower shore and in shallow water.

Description – Sessile, flat, sheet-like colonies, which may be thick, erect, fleshy lobes, 3-12+ zooids about 2mm long arranged in star-shaped groups.

Colour – Very variable; black-brown-violet-yellow-green or reddish with 'stars' standing out in contrasting colours.



Leathery Sea Squirt *Styela clava*

Habitat – In shallow water on hard surfaces and mixed sediment grounds in sheltered areas.

Description – Sessile, solitary sea squirt with rough leathery, club-shaped test with folds and swellings likely to be covered with detritus, algae or encrusting organisms. Up to 12cm long and attached by a stalk.

Colour – Dirty brown, 'patchy' appearance; white-brown; siphons at top marked with dark purple stripes.



Common Starfish *Asterias rubens*

Habitat – On rocks and stony ground; in mussel and oyster beds from lower shore down to 200m.

Description – Up to 52cm diameter, commonly 10-20cm. Five plump, rounded, tapering arms, broad at base and slightly turned up at tip when active; surface covered with irregularly arranged white spines which form definitive line down the middle of each arm; tube feet.

Colour – Variable, usually orange, pale brown or violet.



Small Brittlestar *Amphipholis squamata*

Habitat – Under rocks, pebbles and seaweeds from lower shore down to 250m.

Description – Small and inconspicuous; 3-5mm circular disk with two conspicuous pale plates above each arm; thin, spindly arms up to 20cm long (up to four times disc diameter); arm spines short and conical; dorsal surface is covered in small scales.

Colour – Bluish-grey-white.



Hornwrack *Flustra foliacea*

Habitat – On rocks and stones where it may form extensive communities providing food and shelter for a variety of organisms; found in shallow water down to 100m; often washed ashore during storms.

Description – Stiff but flexible plant-like colony forming a bushy clump of broad, lobed fronds up to 20cm high; rectangular zooids on both sides.

Colour – Khaki-coloured; colour may fade if washed up.



Sea Chervil/Pipe Weed *Alcyonidium diaphanum*

Habitat – Attached to rocks, shells or stones from lower shore to ‘shelly’ sands and coarse grounds offshore; sometimes found washed up on the shore.

Description – Erect colony resembling a small, brown, rubbery finger usually up to 15cm tall; smooth surface, occasionally knobby; firm gelatinous; small encrusting narrow stalk attaches to hard substratum.

Colour – Variable – usually brown, light honey, yellow, reddish, dark mahogany, grey or colourless.



Lug Worm *Arenicola marina*

Habitat – Burrowing – from high water neap to middle or lower shore in sand and muddy sand, living in U or J shaped burrows up to 20cm deep.

Description – Up to 20cm long; 13 pairs of feathery red gills on middle of the body and few bristles (chaetae) on front part; cast is likely to be seen with worm out of sight.

Colour – Pink to dark pink, red, green, dark brown or black; cast often the colour of clean sand.



Ragworm *Hediste diversicolor*

Habitat – Burrowing – Muddy substrata in more-or-less permanent U-shaped burrows up to 20cm deep; under stones on mud where the burrow is adjacent to the stone.

Description – Broad, flattened body with prominent red dorsal blood vessel; 6-12cm long and consisting of between 90-120 chaetae.

Colour – Varies; mature worms bright green during spawning; otherwise reddish orange or brown.



Sand Mason Worm *Lanice conchilega*

Habitat – Tube dwelling – In sand and sandy gravel from middle shore down to about 10m.

Description – Up to 30cm long; body divided between 150-300 segments; rare to see the worm itself, usually just the tube; makes a tube out of sand grains and shell fragments; protrudes around 4cm from the seabed and has distinctive frills at the top which the worm extends its tentacles along.

Colour – Yellow, pink and brownish in colour.




Scale Worm *Harmothoe impar*

Habitat – Free-living – In kelp holdfasts and under sea-weeds, stones and rocks on the lower shore and in shallow water.

Description – Up to 25mm long; flat, completely covered by 15 pairs of overlapping scales that are covered with various spiny or warty outgrowths; 30-40 segments bear chaetae.

Colour – Greenish brown with a complex pattern of orange-brown stripes and spots.



Common Eel-grass *Zostera marina*

Habitat – Dense swards usually on sheltered beaches or estuaries on gravel, sand and mud; sometimes subtidal down to 4m.

Description – Grass-like flowering plant with numerous flowers down one side of a sharp spike similar to that of terrestrial grass; thin, flat, long, narrow, ribbon-shaped leaves usually 20-50cm long but up to 2m with rounded tips. Most visible in spring/summer.

Colour – Dark green or grass green.



Sea Lettuce *Ulva lactuca*

Habitat – All levels of the intertidal zone and in shallow brackish water; may float free or be washed up on shore.

FronD – 15-50cm across; broad, crumpled frond that is variably shaped; fronds often flimsy and flaccid; generally wider at the top than at the base; stipe if present is solid; attaches to substratum via small holdfast.

Colour – Translucent bright to dark green.



Gutweed *Enteromorpha intestinalis*

Habitat – Will grow in a wide variety of habitats at all levels of the shore where there are rocks, mud, sand or rock pools; abundant in brackish waters and a common epiphyte on other algae and shells.

FronD – 10mm-1m or more long, 6-18mm in diameter; grows from small discoid base; tubular, irregularly inflated and crinkled.

Colour – Bright, grass-green.



Cladophora Species *Cladophora rupestris*

Habitat – On rocks on middle and lower shore; hanging in ropes in crevices; or forming undergrowth to algae like course moss.

FronD – Densely tufted plant up to 20cm high; grows upwards from the base in many irregular or opposite branching fronds; coarse texture, rather like rope; attachment area may send off runners.

Colour – Dark green or bluish coloured dull fronds.



Serrated/Saw Wrack *Fucus serratus*

Habitat – Attached to hard substrata on the lower shore in more sheltered areas of the coastline; often forms a dense, distinct zone.

FronD – Flat, strap like with thick midrib; typically about 60cm long and 2cm wide and splitting in two repeatedly; fronds elongated with sharp, forward-pointing serrations; no air bladders.

Colour – Olive-brown to greenish colour.



Spiral Wrack *Fucus spiralis*

Habitat – Upper shore above *Fucus vesiculosus* and *Ascophyllum nodosum*; may form a distinct zone.

FronD – Up to 40cm long; tough, leathery; prominent midrib; branches usually twisted near tips; rounded reproductive bodies on tips of branches, usually in pairs, and surrounded by a characteristic flat ridge around the edge of the receptacles; no air bladders.

Colour – Brown.



Bladder Wrack *Fucus vesiculosus*

Habitat – Mid-shore; often with *Ascophyllum nodosum*, below *Fucus spiralis* and above *Fucus serratus*.

FronD – 15-100cm long; tough and leathery fronds with prominent midrib; almost spherical air bladders, usually paired or in threes, but may be absent in very young plants; reproductive bodies form swollen forked tip branches.

Colour – Dark olive brown; olive-brown-yellow reproductive bodies.



Horned Wrack *Fucus ceranoides*

Habitat – On rocks and stones on all levels of the shore; restricted to growing in estuaries in brackish water.

Frond – 30-60cm long; generally smaller than other species of *Fucus*; delicate, prominent midrib; narrow, pointed reproductive bodies grouped on ends of branches in fan-like clusters; no air bladders but sides of fronds are often inflated.

Colour – Brown.



Egg/Knotted Wrack *Ascophyllum nodosum*

Habitat – Attached to rocks and boulders on upper and middle shores; occupies similar shore height as *Fucus vesiculosus*.

Frond – 0.5-2m long; tough, long, strap like fronds; lack of midrib; large egg shaped air bladders and regular intervals along the middle of the frond. Often bears tufts of a small reddish algae *Polysiphona lanosa*.

Colour – Brown.



Sea Belt/Sugar Kelp *Laminaria saccharina*

Habitat – Attached to stones, rocks and shells from extreme lower shore down to about 20m.

Frond – 20cm - 4m long; relatively thin stipe; long parallelsided, ruffled blade, somewhat like a crumpled ribbon; short, smooth, flexible stipe about one quarter of the blade length; large, root-like branching holdfast that is two-tiered in appearance; smooth and slippery.

Colour – Yellow-brown to dark brown.



Wireweed/Japweed *Sargassum muticum*

Habitat – Grows on hard substrate in shallow water and can tolerate estuarine conditions; can out-compete local species such as sea-grass because it is fast growing.

Frond – Fronds up to 4m long; regular alternate side branches with flattened, oval 'leaflets' and small, stalked, round air bladders; if main stem is held horizontally, side branches hang down like washing from a clothes line.

Colour – Distinctive olive-brown colour.



Japanese Kelp/Wakame *Undaria pinnatifida*

Habitat – Lower shore down to 15m, often on man made structures such as pontoons and in soft sediments on hard surfaces such as oyster shells; grows in dense strands forming thick canopies.

FronD – Usually 1.5 - 2m long; branched holdfast; stipe very wavy/ corrugated above holdfast; frond is flat, spear shaped, broad and indented with a distinct midrib.

Colour – Dark brown frond.



Irish Moss/Carrageen *Chondrus crispus*

Habitat – On stones and rocks on middle to lower shore and in pools, also in shallow water; found in estuaries.

FronD – Small, up to 22cm long; fronds flat, wide and fan-like with rounded tips and repeatedly dividing into two branches; branches form wedge shaped segments, somewhat variable in appearance with narrow and broader forms existing; stem not channelled; reproductive bodies are small swellings on upper parts.

Colour – Red-purple, may turn green in strong light.



Larver *Porphyra umbilicalis*

Habitat – On stones and rocks, especially when covered by sand; highly adaptable to conditions on different parts of the shore but most frequent on upper shore.

FronD – Small, up to 20cm across; tough, irregularly shaped broad frond; gelatinous, membranous growth arranged in 'leaves'; usually attached at one central point by a small disk like holdfast; polythene-like texture.

Colour – Greenish when young becoming purplish-red.



Coral Weed *Corallina officinalis*

Habitat – On bedrock, boulders, cobbles and in pools on middle to lower shore and down to shallow water; forms a turf in pools and scattered clumps in shallow water; occasionally found on mollusc shells.

FronD – 5-12cm long busy, stiff, coralline fronds made up of short calcareous segments linked in a chain with branches and branchlets exactly opposite in one plane to give a feather like effect; texture is hard.

Colour – Purple-red-pink with white tips; white when dead.



Egg cases

Egg cases from many different marine species can also be found on the shoreline. Eggs are more commonly found attached to seaweeds and rocks after spawning and settling. The photographs below show some of the more common eggs that you may find. Other things that may wash up on the shoreline include

cuttlefish bones and the shells of sea potatoes. All of the things below may come in different colours depending on if they are dead, alive, recently washed up or have been there for a long time. Please be aware that some whelk eggs may be living and therefore it is important to check before you touch.



Common Whelk



Dogwhelk



Dogfish



Skate and Ray



Cuttlefish



Sea Potatoe

Cardinal teeth

Projections about the middle of the shell hinge.

Chaetae

Bristles of polychaeta (Bristle worms).

Crenulated

A finely scalloped or notched outline.

Dorso-ventrally

Referring to the axis between the dorsal and the ventral of an animal.

Epiphyte

Plant that grows on the outer surface of another organism.

Pelagic

Inhabiting the surface waters of the sea.

Periostracum

A thin organic coating forming the outermost layer of the shell of many molluscs which is sometimes thick or almost transparent, depending on the species.

Reticulate

In the form of mesh or net.

Rostrum

Anterior extension of the carapace which protects the eyestalks.

Sessile

Sedentary – permanently attached to the substratum.

Siphon

Tube leading into or out of the bodies of the invertebrates and used for conducting water currents.

Stipe

Joins the fronds/ body to the holdfast, like a stalk.

Substratum

Material available for colonisation by plants and animals.

Test

Layer that encloses the body.

Zooids

Individual animals connected together in a common mass constituting a colony.





Intertidal recording form

Survey date _____

Site name _____

Name _____

Address _____

Telephone _____

E-mail _____

Position of survey

(Lat/long or OS Grid Ref) _____

Position was taken from GPS Map (please tick)

Habitat features present within your survey area

Please tick all present, and underline the main one.

- | | |
|---|---|
| <input type="checkbox"/> Bedrock | <input type="checkbox"/> Gravel |
| <input type="checkbox"/> Other rock | <input type="checkbox"/> Sand |
| <input type="checkbox"/> Boulders > 256mm | <input type="checkbox"/> Mud |
| <input type="checkbox"/> Cobbles (64-256mm) | <input type="checkbox"/> Man-made: |
| <input type="checkbox"/> Pebbles (16-64mm) | <input type="checkbox"/> Other: e.g. shells |

Please note here the shore zone, size of area involved (m²), main habitat and any particular features (e.g.: lower shore mud flat dominated by laver spire shell OR mid-shore sand and mud dominated by peppery furrow shell and lugworm casts OR upper shore boulders and cobbles with dense cover of fucoid algae).

Species

For each species found, mark whether **Live (L)** or **Dead/Drift (D)** under **L/D**

Then estimate its abundance in the **SACFOR** column:

- | | |
|--------------------------|--------------------------|
| S = Superabundant | F = Frequent |
| A = Abundant | O = Occasional |
| C = Common | R = Rare/Uncommon |

If you are unsure, simply note **P** = Present



ESSEX
Wildlife Trust

Essex Wildlife Trust
Abbotts Hall Farm
Great Wigborough
Colchester
CO5 7RZ

Phone: **01621 862964** (office hours)

Email: **admin@essexwt.org.uk**

Website: **www.essexwt.org.uk**

Registered Charity 210065

Company registered no 638666

VAT registered 945745977